

Industrial Filter Housings for Double Open Ended Cartridges

- Designed to fit DOE filter cartridge with knife edge or crush seal and tie rod which provides an efficient seal between housing and filter cartridge
- Variety of inlet & outlet connections
- High security, quick action cartridge change out
- Operator friendly V-band clamp housing closure simplifies handling
- Low pressure drop



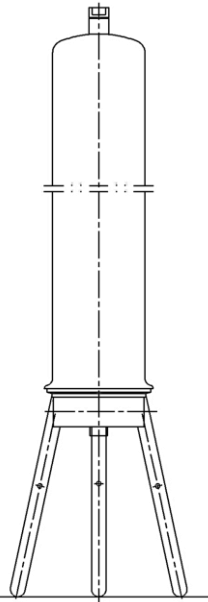
Leistung's DOE cartridge filter housings are ideally suited for various industries. Filter housing is constructed of shell, heads, cartridge holding plate, tie-rods and positive sealing arrangement for cartridge and choice of end connections. Knife edge / crushed seal fitting is provided to ensure complete isolation of filtered media.

Contaminated fluid enters the housing and is distributed evenly around the filter cartridges. Filtration takes place from outside to inside. Solids are collected on the outside of filter cartridge and clear filtrate collected at outlet.

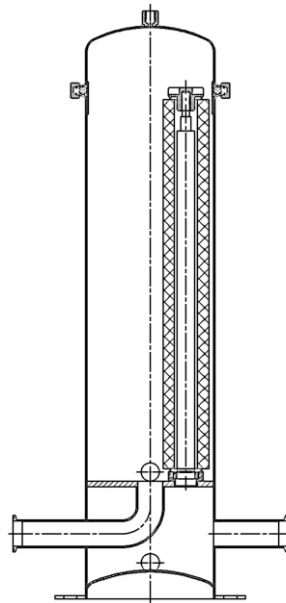
The Leistung ML series housings are versatile in-line filter housings for small-scale production. In-line filter housings are ideally suited for application and processes where hold-up minimization is essential. They are also helpful in reducing pipeline.

Technical Data

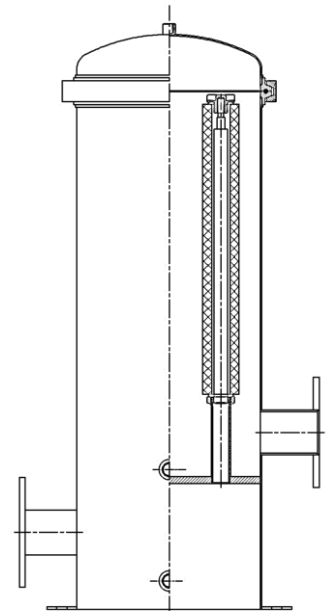
Technical Data	
No. of Cartridges	Up to 250, more on request
Cartridge Length	10", 20", 30", 40"
Flow Rate	Up to 1000 m ³ /hr, more on request
Cartridge Fitment	Tie Rod
Design Code	Good Engineering Practice, ASME section VIII Division 1
MOC	MS, CS, SS – 304, 304L, 316, 316L, Duplex 2205
Pressure Rating	1 – 15 bar
Temperature Rating	-25°C to +65°C, more on request
Connection Size	¾" – 20"
Connections	Flange, V-Band (Hygienic) Clamp, Socket
Vessel Closure	V-Band Clamped, Rathmann Styled Clamped, Bolted
Sealing Material	EPDM, Silicon
Lifting Device	Davit Arm, Lifting Lug, Lifting Handle
Vessel Support	Legs, Skirt
Surface Finish	Matt Finish, Mirror Finish, Paint
Optional Finish	Electro Polish, Rubber/FRP Lining
Customized Design	Available in customized design to accommodate specific requirements
Accessories (Optional)	Pressure Gauge, Vent Valve, Drain Valve, D.P. Gauge



Leistung U2 Series Single-round Double Open End Inline Type Cartridge Filter Housing



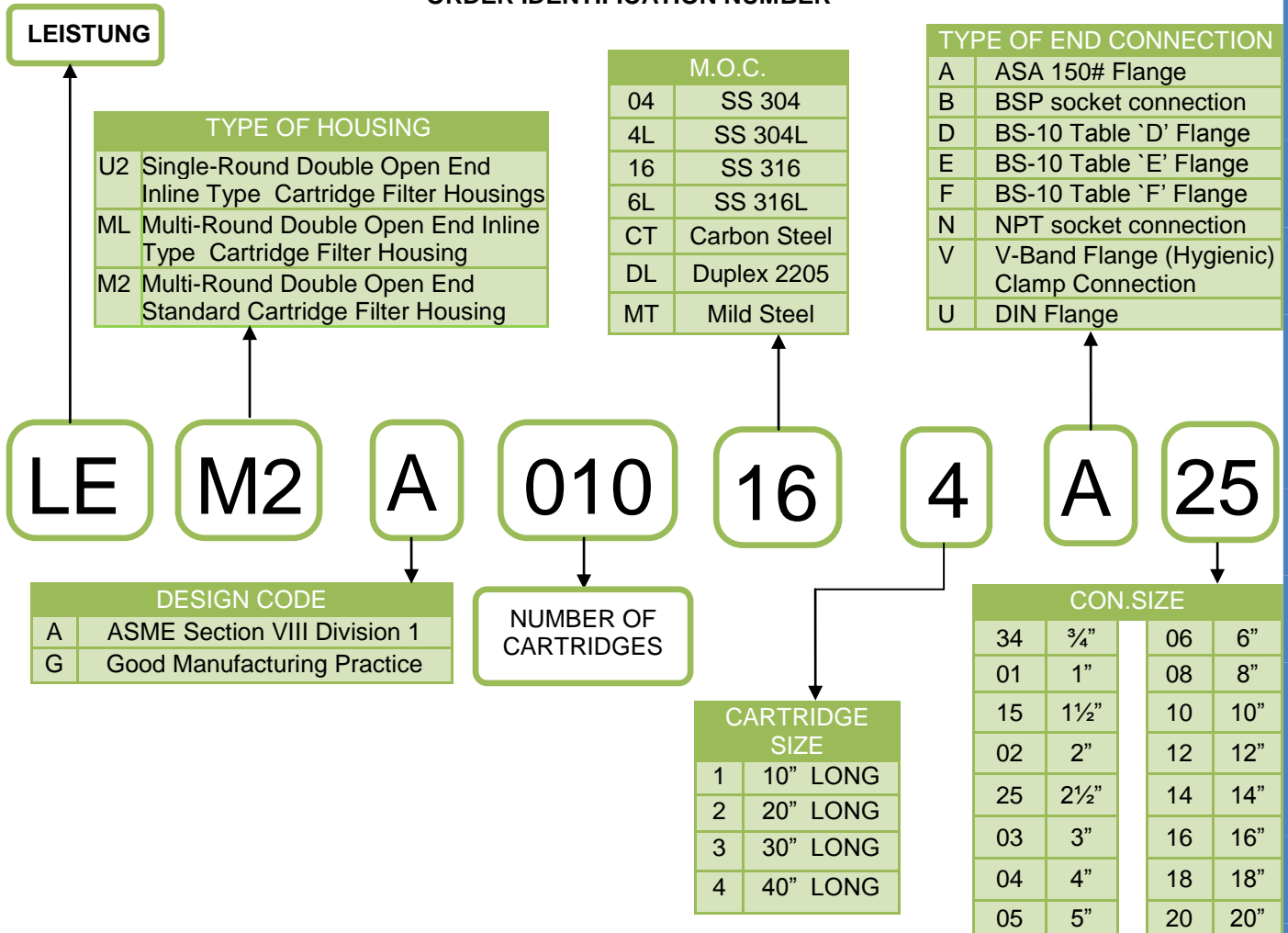
Leistung ML Series Multi-round Double Open End Inline Type Cartridge Filter Housing



Leistung M2 Series Multi-round Double Open End Standard Cartridge Filter Housing

Ordering Chart

ORDER IDENTIFICATION NUMBER



In case of special application conditions, please e-mail at: rnd@leistung.in
The technical specifications are subject to change without notice.