

High Flow Cartridge Filter Housing (HF Series)

LEISTUNG



High Flow Cartridge Filter Housing

- Suitable for high flow cartridges which provides better flow rates than traditional cartridge filter housing of same size
- More economical option due to smaller size requirements
- Available in both horizontal as well as vertical design
- The innovative design of Leistung's high flow cartridge filter housing provides long filter service life and low operating costs in a compact design.
- Normally, the filtration takes place from inside to out through the cartridges. Contaminant removed from the liquid are retained inside the cartridges, making change over and disposal simple. Clear filtrate is collected at outlet.
- The housings are available in both horizontal as well as vertical designs to suit client requirements. Horizontal design reduces or eliminates requirement of platform or ladder for filter change out. Vertical design occupies less floor area and is more suitable for space-restricted applications.
- The Leistung HF series housings are ideally suited for application and processes where high flow rates and long service life are primary requirements.

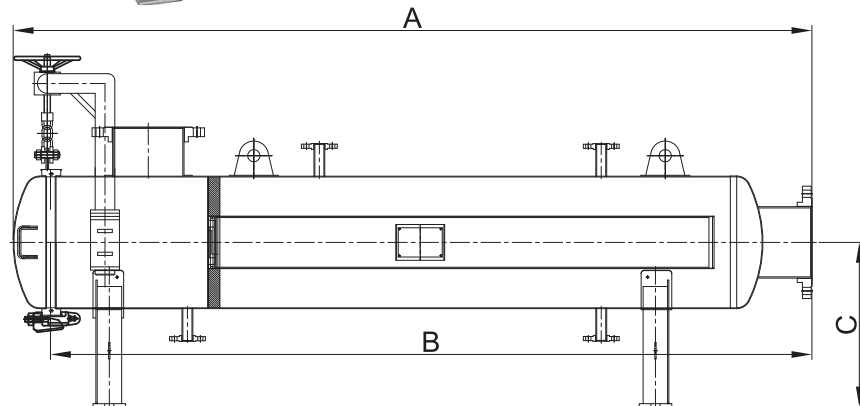
| Technical Data | |
|------------------------|--|
| No. of Cartridges | Up to 25, more on request * |
| Cartridge Length | 20", 40", 60" |
| Flow Rate | Up to 1500 m ³ /hr, more on request |
| Cartridge Fitment | Plug-in |
| Design Code | Sound Engineering Practice, ASME section VIII Division 1, CE-PED, ATEX |
| MOC | SS 304, 304L, 316, 316L, Duplex 2205 |
| Pressure Rating | 1 - 15 bar, more on request * |
| Temperature Rating | -25°C to +65°C, more on request * |
| Connection Size | 2" - 20" * |
| Connections | Flange * |
| Vessel Closure | V-Band Clamped, Rathmann Styled Clamped, Bolted |
| Sealing Material | Silicon, EPDM, Viton, PTFE |
| Lifting Device | Davit Arm, Lifting Lug, Lifting Handle |
| Vessel Support | Legs, Skirt, Saddle |
| Surface Finish | Matt Finish, Mirror Finish |
| Optional Finish | Electro Polish |
| Accessories (Optional) | Pressure Gauge, Vent Valve, Drain Valve, D.P. Gauge |
| Marking (Optional) | ASME 'U' Stamp, 'UM' Stamp, 'R' Stamp, CE Marking, ATEX Marking |

* Customization in design available on request

HF 10 Series



Horizontal High Flow Cartridge Filter Housing

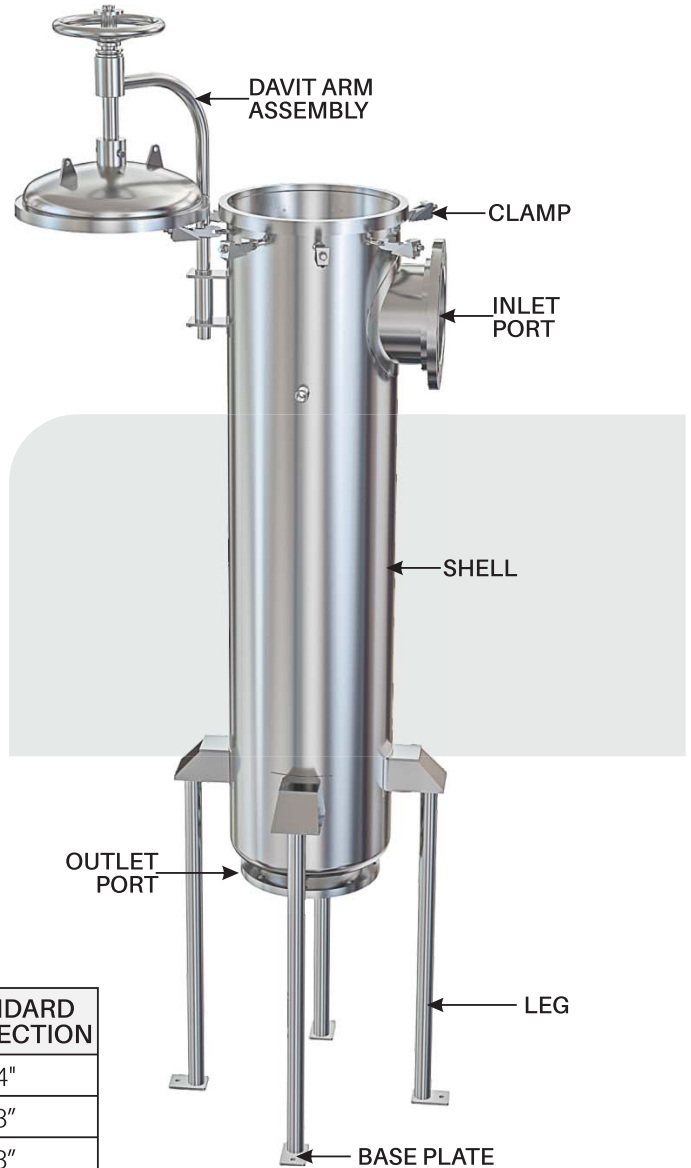
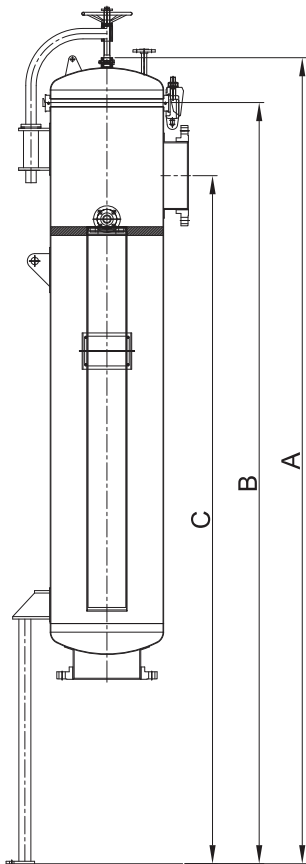


| NUMBER OF CARTRIDGE | A | B | C | STANDARD CONNECTION |
|---------------------|------|------|-----|---------------------|
| 60" x 01 High Flow | 2170 | 2098 | 300 | 4" |
| 60" x 02 High Flow | 2450 | 2370 | 500 | 8" |
| 60" x 03 High Flow | 2450 | 2370 | 500 | 8" |
| 60" x 04 High Flow | 2580 | 2440 | 500 | 10" |
| 60" x 05 High Flow | 2541 | 2400 | 540 | 10" |
| 60" x 06 High Flow | 2670 | 2510 | 565 | 12" |
| 60" x 07 High Flow | 2745 | 2554 | 610 | 12" |
| 60" x 08 High Flow | 2830 | 2630 | 620 | 14" |
| 60" x 09 High Flow | 2900 | 2690 | 645 | 16" |
| 60" x 10 High Flow | 2930 | 2705 | 670 | 16" |

* 20" & 40" Long Highflow type Design Available.

* Single Highflow available with lifting lug arrangement.

Vertical High Flow Cartridge Filter Housing



| NUMBER OF CARTRIDGE | A | B | C | STANDARD CONNECTION |
|---------------------|------|------|------|---------------------|
| 60" x 01 High Flow | 2400 | 2310 | 2200 | 4" |
| 60" x 02 High Flow | 3020 | 2865 | 2620 | 8" |
| 60" x 03 High Flow | 3020 | 2865 | 2620 | 8" |
| 60" x 04 High Flow | 3255 | 3075 | 2780 | 10" |
| 60" x 05 High Flow | 3340 | 3160 | 2830 | 10" |
| 60" x 06 High Flow | 3560 | 3360 | 3005 | 12" |
| 60" x 07 High Flow | 3645 | 3415 | 3040 | 12" |
| 60" x 08 High Flow | 3720 | 3480 | 3065 | 14" |
| 60" x 09 High Flow | 2870 | 3620 | 3175 | 16" |
| 60" x 10 High Flow | 3895 | 3630 | 3185 | 16" |

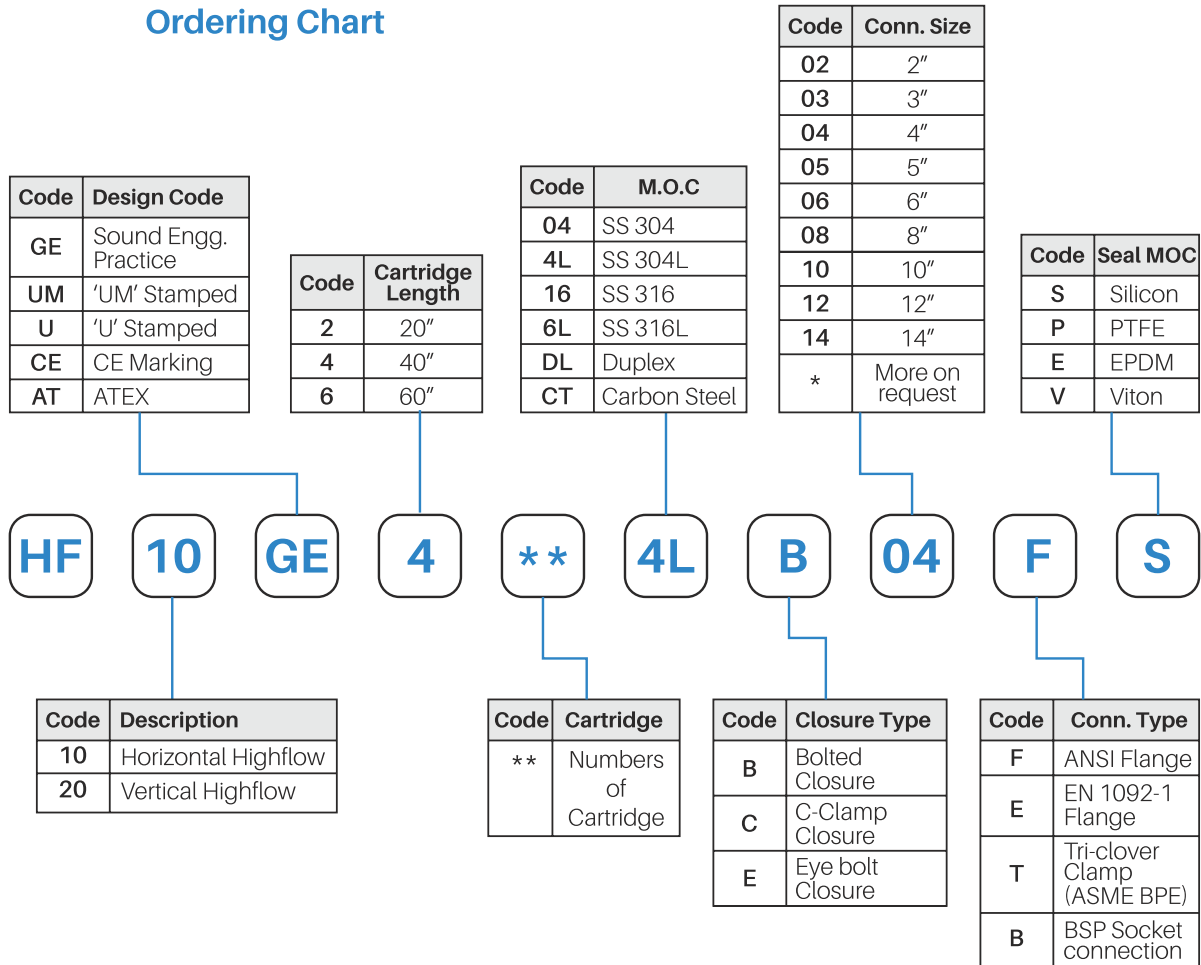
* 20" & 40" Long Highflow type Design Available.

*Single Highflow available with lifting lug arrangement.

HF Series



Ordering Chart



* Customised design with more number of cartridges and connection are available.